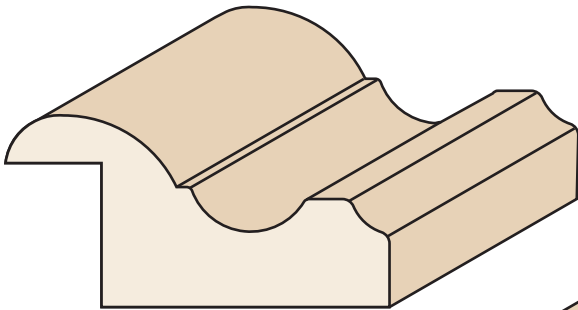
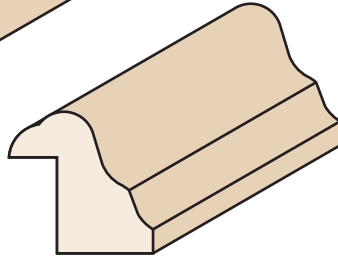


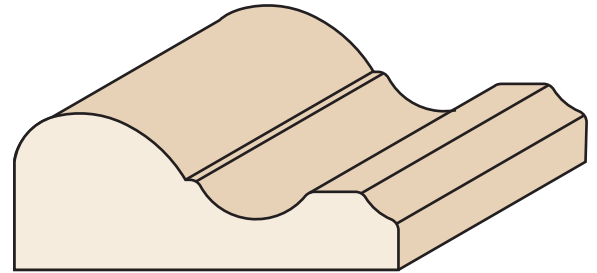
PANEL MOULDS



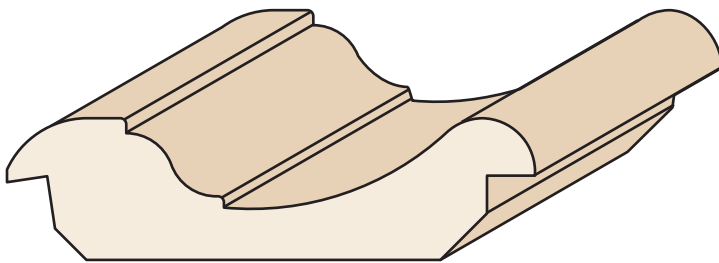
3264-PR 1" x 2"
(1/2" x 3/4" rabbet)



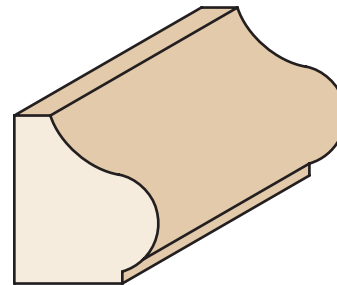
2424-R 3/4" x 3/4"
(1/4" x 1/2" rabbet)



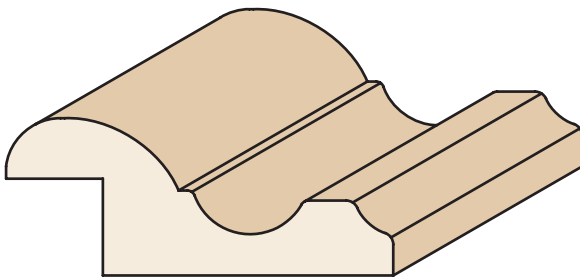
2664-P 13/16" x 2"



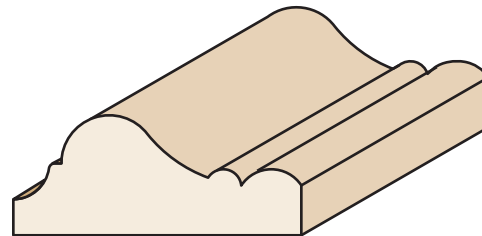
2488-KW-PR 3/4" x 2 3/4"
Can be positioned to accommodate a thickness of 1/2" to 3/4".



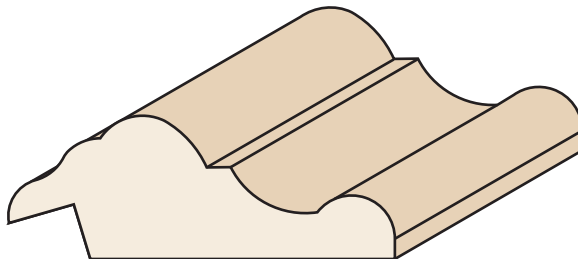
2428-ITC-PM 3/4" x 7/8"



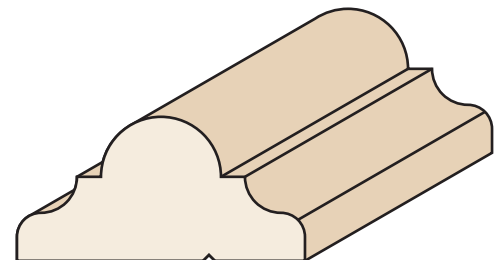
2664-PR 13/16" x 2"
(1/2" x 1/2" rabbet)



2048-KW-PM 5/8" x 1 1/2"



2464-PM 3/4" x 2"
Can be positioned to accommodate a thickness of 3/16" to 3/4".



2448-BM 3/4" x 1 1/2"