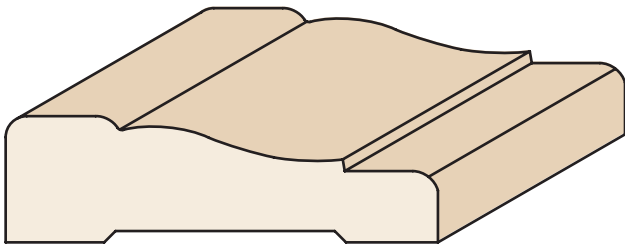
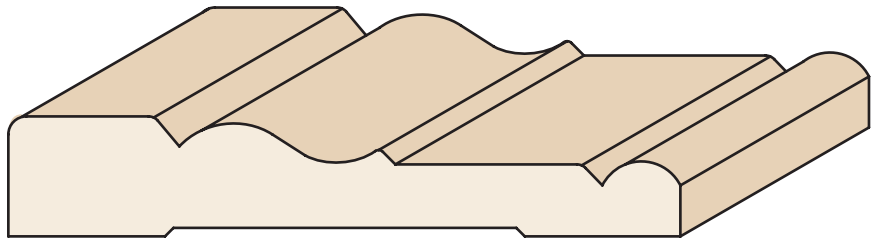



GESO-COATED PINE CASINGS



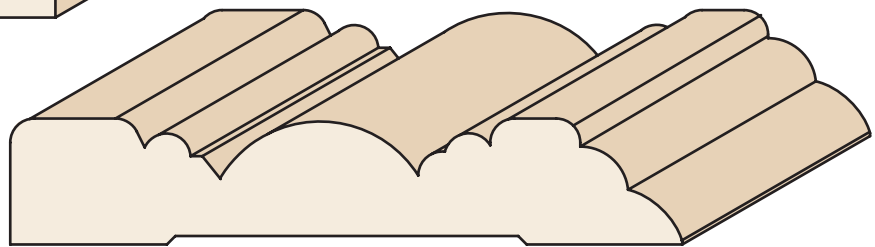
PFP WM356 $1\frac{1}{16}'' \times 2\frac{1}{4}'' \times 14'$
PFP WM356 84 $1\frac{1}{16}'' \times 2\frac{1}{4}'' \times 84''$




PFP 22112-C2-CA $1\frac{1}{16}'' \times 3\frac{1}{2}'' \times 15'$




PFP 2288-E2-CA $1\frac{1}{16}'' \times 2\frac{3}{4}'' \times 15'$



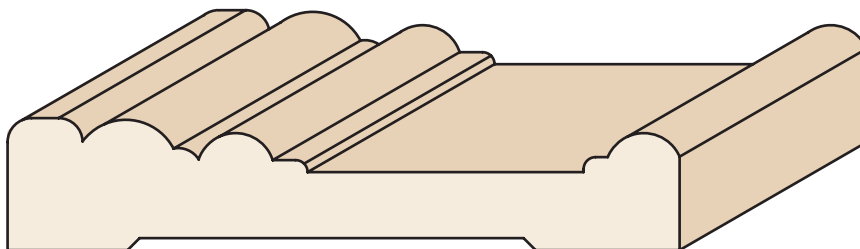
PFP 22112-B-CA $1\frac{1}{16}'' \times 3\frac{1}{2}'' \times 15'$



PFP 2288-CA $1\frac{1}{16}'' \times 2\frac{3}{4}'' \times 15'$
PFP 2288-CA 86 $1\frac{1}{16}'' \times 2\frac{3}{4}'' \times 86''$



PFP 2288-B-CA $1\frac{1}{16}'' \times 2\frac{3}{4}'' \times 15'$



PFP 22112-W-CA $1\frac{1}{16}'' \times 3\frac{1}{2}'' \times 15'$