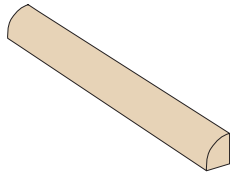
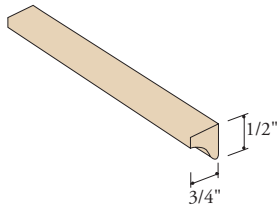


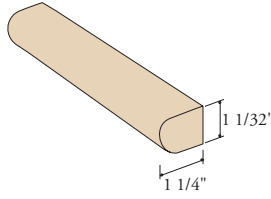
TREADS, RISERS & ACCESSORIES



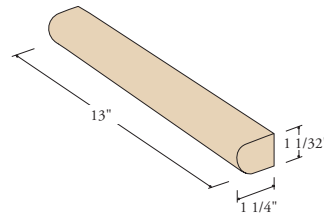
Shoe Mould
1624-A
1/2" x 3/4"



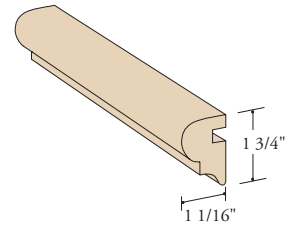
Cove Mould
1624-C
1/2" x 3/4"



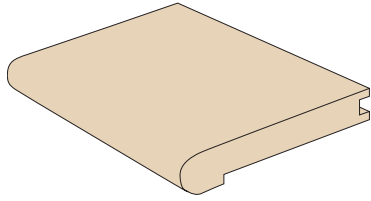
Nosing
K-8080
1-1/4" x 1-1/32"



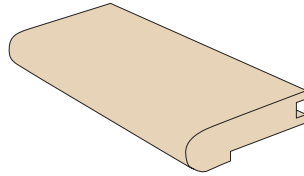
13" Return Nosing
K-8080-13
1-1/4" x 1-1/32"



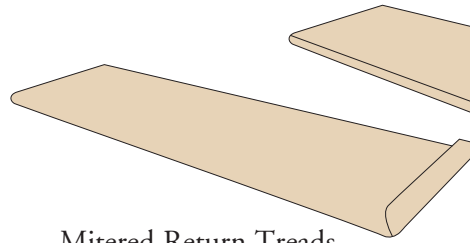
Nosing and Cove
K-8081
1-1/16" x 1-3/4"



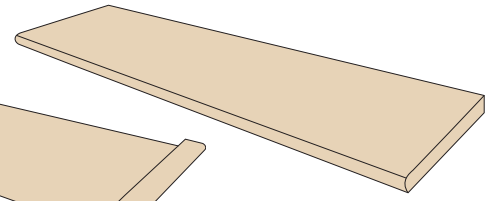
5-1/4" Landing Tread
33168-34-LTG for 3/4" floor
33168-12-LTG for 1/2" floor



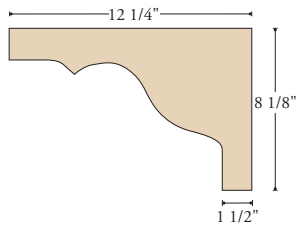
3-1/2" Landing Tread
33112-34-LTG
for 3/4" floor



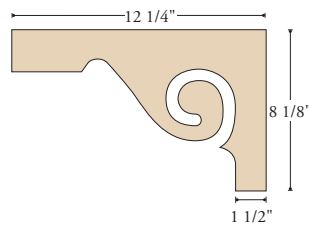
Mitered Return Treads
Available with Single or
Double Returned Ends
(RH Shown)



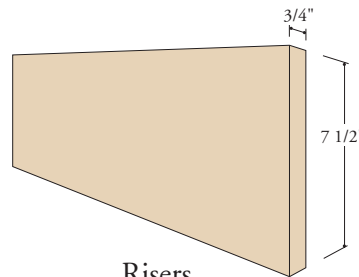
Straight Treads



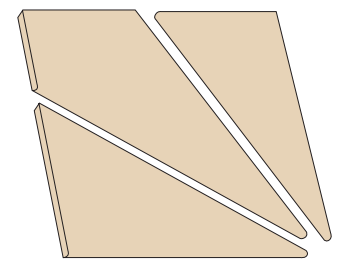
Tread Bracket
K-8028
1/4" thick



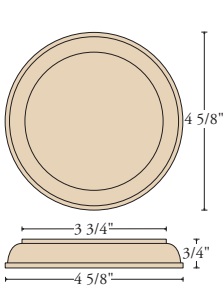
Tread Bracket
K-8029
1/4" thick



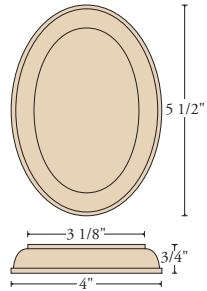
Risers



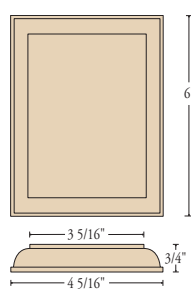
Winder Treads



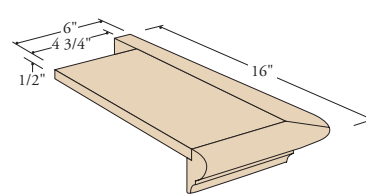
Rosette
K-7317



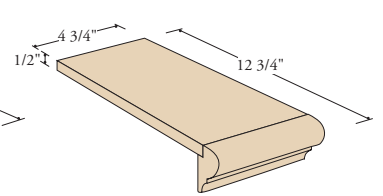
Rosette
K-7337



Rosette
K-7318

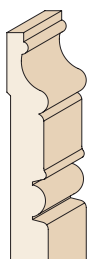


Tread Cap w/Mitered Return
K-8071
4-3/4" x 11-1/2"
Specify LH or RH
(RH Shown)

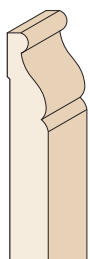


Tread Cap
K-8072
4-3/4" x 11-1/2"

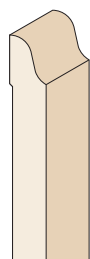
1 1-1/4" SKIRTBOARDS



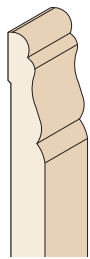
22360-E-B




22360-CB



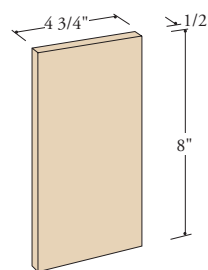
18360-OG-B



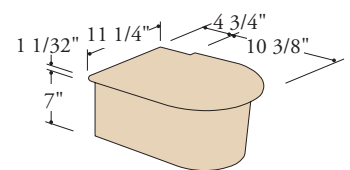
18360-B



24360-S4S



Riser Cap
K-8076
4-3/4" x 8"



Starting End Cap
K-8011
Specify LH or RH
(RH Shown)