



COLUMN & POST™

We support your dreams™



Product Catalog





COLUMN & POST™



Foreword

Homebuyers understand the importance of quality craftsmanship, impeccable design and thoughtfully integrated architectural elements. The role each plays in enhancing the beauty and long-term value of a home is significant. The custom home of today has become a canvas on which the architect, builder and interior designer work to portray the unique personality of the homeowner.

Since 2002, Column & Post has been serving the design and build community to assist in creating home interiors and exteriors of unparalleled beauty, elegance, distinction and lasting value. Drawing upon the enduring classic designs of Greek and Roman architecture, we have created an expansive line of architectural columns, posts, capitals and bases that are unrivaled in their style, quality and durability.

At Column & Post, functionality and design are masterfully combined in every product we manufacture. We are unwavering in our commitment to set the industry standards for craftsmanship and innovation. Column & Post employs the industry's most advanced and proven manufacturing technologies ensuring you the best product.



Introduction

Column & Post products provide a wide range of distinct benefits to builders and homeowners alike. Engineered for lasting durability and structural integrity, our long-established designs will stand up to the harshest elements and continue to support your dream home for years to come. Simply put, our products are low maintenance and easy to install, just sand, paint and enjoy.

We are committed to providing you with the most beautiful and lasting architectural accessories available. To ensure your satisfaction, we back each and every product in our collection with a "Lifetime Limited Warranty" against defects in material and workmanship. When you compare the beauty, ease of installation and lifetime limited warranty of Column & Post products with other competing brands, we're certain you'll find our products stand alone as the perfect choice for any project.



Table of Contents

Foreword	2
Introduction	3
About Column & Post	4
Features and Benefits	5
Product Line Up	
Round Smooth Columns	6-7
Round Fluted and Non-Tapered Columns	8-9
Round Capitals and Bases	10-11
Decorative Capitals	12-13
Square Smooth Posts	14
Square Fluted, Square Raised, Square Recessed Panel and Square Recessed Panel Pedestal Posts	15
Square Capitals and Bases	16-17
Square Tapered Craftsman Posts and Craftsman Moulding	18-19
Options: Custom Cuts and Products / Plan Types	20
Accessories: Split Kits, Round Bracket Kit, Square Bracket Kit and Simpson Strong-Tie Products	21
Installation Instructions and Product Drawings	22
Technical Product Data: Load-Bearing Specifications and Fire Rating.	23
Delivering Quality.	24-25
Lifetime Limited Warranty	26



About Column & Post

100 yrs experience

When it comes to superior craftsmanship, experience is key.

To ensure that our quality remains unsurpassed, Column & Post has assembled a highly skilled team of artisans with many years of experience in composite design and manufacturing. We are driven to maintain our lead in design innovation, shown by our investment in an on-site mould shop, which assists with facility production as well as on-going development of new product lines.

Column & Post offers a broad selection of products in an assortment of standard sizes. We are also equipped to manufacture products to almost any client specific dimension. Fully engaged in meeting and exceeding our customer's needs, Column & Post welcomes requests for new designs and will work with you to bring your vision to reality.

Our finely tapered columns are architecturally correct and available in a wide range of dimensions. These load-bearing columns are ideally suited for both interior and exterior installations. Column & Post also offers round columns in several varieties including tapered, non-tapered and fluted. Our patented square post manufacturing process allows us to produce square product featuring smooth, fluted, raised panel, recessed panel or square tapered in smooth and recessed panel styles along with the industry first, recessed panel pedestal post.



Features and Benefits

craftsmanship

From our in-stock, standard sized columns, posts, capitals and bases, to custom manufactured solutions, Column & Post offers you a wealth of unique features and benefits that are hard to match.

Our product masters are individually handcrafted in our on-premise mould shop. Column & Post products are manufactured using calcium carbonate (marble dust), polyester resin and other ingredients for optimum beauty, realism and resilience.

Designed for high strength, load-bearing applications, our products are extremely durable and low maintenance. Artfully crafted at every stage of production, our array of products are exquisitely detailed and have a consistently smooth finish that requires minimal sanding. All columns have correct architectural proportions in taper and fluting. Your single source provider, Column & Post offers a complete line of round smooth, fluted and non-tapered columns as well as square, smooth, fluted, raised panel, recessed panel and recessed panel pedestal posts.



Key Features & Benefits

- We offer a complete line of round smooth, fluted, and non-tapered columns as well as square smooth, fluted, raised panel, recessed panel and recessed panel pedestal posts
- Extremely durable products manufactured with calcium carbonate (marble dust), polyester resin and several other ingredients to produce high strength load-bearing parts
- Decorative Capitals are load-bearing, same material as column, no plugs required
- Consistent smooth finish that requires little sanding
- Unsurpassed detail on all capitals and bases for true "Classic Replication"
- All columns have correct architectural proportions in taper and fluting
- Heavy duty packaging with recessed ends to ensure the product arrives ready to use
- Popular styles and sizes can be produced in industry best lead-times
- All moulds are developed in-house giving Column & Post exceptional quality control
- Ability to develop a wide range of new products for added profit opportunities
- Dedicated staff with many years of design, composite and production experience in the business



Round Smooth Columns

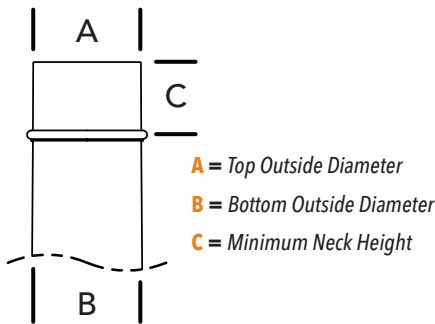
classic



From the celebrated and historic cities of Europe, to charming and welcoming front porches across America, the Tuscan column is one of the most recognizable architectural elements the world over. The Tuscan column and its timeless elegance have been featured on the work of architects and builders since ancient times.

The Column & Post Tuscan Column Collection sets the standards for quality in the industry. Our on-premise craftsmen have meticulously recreated the fine decorative details and the true Tuscan taper as outlined by Vitruvius and Palladio.

Combine a passion for preserving the classic shape with technologically advanced composite materials and the result is the most beautiful, high performance column available. The many features and benefits outlined in the following pages will give you the same value and peace of mind that others have come to expect from Column & Post.



Round Smooth Shaft Dimensions

Column Size	Outside Dia. Top (A)	Outside Dia. Bottom (B)	Min. Neck Height (C)	Taper from Bottom
6" x 8'	4 7/8"	6"	3 7/8"	34"
8" x 5'	6 1/8"	7 5/8"	5 1/8"	16 3/4"
8" x 6'	6 1/8"	7 5/8"	5 1/8"	28 3/4"
8" x 8'	6 1/8"	7 1/2"	5 1/8"	28"
8" x 10'	6 1/8"	7 1/2"	5 1/8"	38"
10" x 8'	7 5/8"	9 3/4"	6 1/4"	29"
10" x 10'	7 5/8"	9 5/8"	6 1/4"	42"
10" x 12'	7 5/8"	9 3/4"	6 1/4"	66"
12" x 8'	9 5/8"	11 3/4"	7 5/8"	17"
12" x 10'	9 5/8"	11 5/8"	7 5/8"	24"
12" x 12'	9 5/8"	11 3/4"	7 5/8"	38"
12" x 14'	9 5/8"	11 3/4"	7 5/8"	62"
12" x 16'	9 5/8"	11 3/4"	7 5/8"	84"
14" x 8'	11 7/8"	13 7/8"	7 7/8"	10"
14" x 10'	11 7/8"	13 7/8"	7 7/8"	34"
14" x 12'	11 7/8"	13 7/8"	7 7/8"	42"
14" x 14'	11 7/8"	13 3/4"	7 7/8"	65 1/2"
14" x 16'	11 7/8"	13 3/4"	7 7/8"	89 1/2"
16" x 8'	13 1/2"	15 7/8"	8 7/8"	25"
16" x 10'	13 1/2"	15 7/8"	8 7/8"	49"
16" x 12'	13 3/8"	15 7/8"	8 7/8"	41"
16" x 14'	13 3/8"	15 7/8"	8 7/8"	65"
16" x 16'	13 3/8"	15 7/8"	8 7/8"	87"
16" x 18'	13 3/8"	15 7/8"	8 7/8"	108"
18" x 8'	15 3/8"	17 1/4"	11 5/8"	12"
18" x 10'	15 3/8"	17 1/4"	11 5/8"	36"
18" x 12'	15 3/8"	17 1/4"	11 5/8"	60"
18" x 14'	15 3/8"	17 1/4"	11 5/8"	84"
18" x 16'	15 1/4"	17 1/8"	11 5/8"	103"
18" x 18'	15 1/4"	17 1/8"	11 5/8"	127"
18" x 20'	15 1/4"	17 1/8"	11 5/8"	151"
20" x 12'	16 3/8"	19 7/8"	10 1/8"	-
20" x 14'	16 3/8"	19 7/8"	10 1/8"	-
20" x 16'	16 3/8"	19 7/8"	10 1/8"	21"
20" x 18'	16 3/8"	19 7/8"	10 1/8"	45"
20" x 20'	16 3/8"	19 7/8"	10 1/8"	69"
20" x 22'	16 3/8"	19 7/8"	10 1/8"	93"
20" x 24'	16 3/8"	19 7/8"	10 1/8"	117"
24" x 14'	20"	23 7/8"	12 1/8"	-
24" x 16'	20"	23 7/8"	12 1/8"	23"
24" x 18'	20"	23 7/8"	12 1/8"	47"
24" x 20'	20"	23 7/8"	12 1/8"	71"
24" x 22'	20"	23 7/8"	12 1/8"	95"
24" x 24'	20"	23 7/8"	12 1/8"	119"



Our Decorative Capitals are load-bearing, using the same material as the column, meaning no plugs are required.

SECTION A-A
SCALE 1/2" = 1'-0"

ARCHITECTURAL
VIEW
SCALE 1/2" = 1'-0"



Round Fluted and Non-Tapered Columns

elegance

Just imagine beautiful flutes encircling a column then topped with flowing scrolls and leaves on a decorative capital and superbly completed with graceful details of a stylish base. The Column & Post Corinthian Order of Fluted Columns is considered to be one of the most ornate column designs. Traditionally, fitted with Roman Corinthian Capitals and Attic Bases, Column & Post fluted columns are consistently the highest quality decorative column available.


Our attractive deep flutes are sculpted into the column master. These flutes provide long crisp shadow lines. Whether configured in a colonnade along a veranda or positioned on the sides of a dining room entry, fluted columns will complement the ambiance of these elegant spaces.

Round Fluted Shaft Dimensions


Column Size	Outside Dia. Top (A)	Outside Dia. Bottom (B)	Flutes From Bottom	Taper from Bottom
8" x 8'	6"	7 1/2"	16"	29"
8" x 10'	6"	7 1/2"	22 1/8"	42"
10" x 8'	7 1/2"	9 5/8"	16 3/8"	24"
10" x 10'	7 1/2"	9 5/8"	22 5/8"	32"
12" x 8'	9 3/8"	11 3/8"	15"	22"
12" x 10'	9 1/4"	11 1/4"	21"	43"
12" x 12'	9 1/4"	11 5/8"	22 3/8"	36"

Round Smooth Non-Tapered Shaft Dimensions

Column Size	Outside Dia. Top (A)	Outside Dia. Bottom (B)
8" x 8'	7 5/8"	7 5/8"
8" x 10'	7 5/8"	7 5/8"
10" x 8'	9 5/8"	9 5/8"
10" x 10'	9 5/8"	9 5/8"
10" x 12'	9 5/8"	9 5/8"
12" x 8'	11 3/4"	11 3/4"
12" x 10'	11 3/4"	11 3/4"
12" x 12'	11 3/4"	11 3/4"
12" x 14'	11 3/4"	11 3/4"
12" x 16'	11 3/4"	11 3/4"
14" x 8'	13 3/4"	13 3/4"
14" x 10'	13 3/4"	13 3/4"
14" x 12'	13 3/4"	13 3/4"
14" x 14'	13 3/4"	13 3/4"



- A = Top Outside Diameter
- B = Bottom Outside Diameter
- C = Minimum Neck Height



Round Capitals and Bases

functional

Our standard Tuscan capitals and bases are cast from the same rock hard composite material as our column shaft assuring maximum durability. This material is superior to withstanding punishment from snow shovels, pressure washers, weed eaters, and general wear and tear. Although casting capitals and bases from this material requires extra attention to detail, we think you will agree it is worth the effort. We also offer attic and low profile designs to meet your specific needs.

Round Tuscan Capital

● = Available in Poly

Cap Size	Width	Height	Inside Dia.	Diagonal
● 6"	8"	2"	5"	11 3/8"
● 8"	9 3/4"	2 3/8"	6 3/8"	13 13/16"
● 10"	12 1/4"	3 1/8"	7 7/8"	17 5/16"
● 12"	14 1/4"	3 7/8"	9 3/4"	20 1/8"
14"	16 5/8"	3 5/8"	12"	23 1/2"
16"	19 1/16"	4 5/8"	13 5/8"	27"
18"	21 3/8"	5 1/4"	15 3/4"	30 1/8"
20"	24 3/8"	5 5/8"	16 3/4"	34 1/2"
24"	27 3/4"	7 5/8"	19 7/8"	39 1/4"



Round Tuscan Base

● = Available in Poly

Base Size	Width	Height	Inside Dia.	Diagonal
● 6"	8 1/8"	3"	6 1/4"	11 3/8"
● 8"	10 1/16"	4 1/4"	7 3/4"	14 1/8"
● 10"	13 1/8"	5 3/4"	10"	18 1/2"
● 12"	15 1/2"	6 5/16"	12"	21 3/4"
14"	18 3/8"	7 1/2"	14 1/4"	26"
16"	21 1/4"	8"	16 1/2"	30 1/16"
18"	24"	9 1/2"	17 5/8"	33 7/8"
20"	26 1/2"	11"	20"	37 5/8"
24"	32"	13 1/2"	23 7/8"	45 1/4"



Doric Capital

Cap Size	Width	Height	Inside Dia.	Diagonal
8"	9 7/8"	2 5/8"	6 5/16"	13 15/16"
10"	12 3/8"	3 1/8"	7 7/8"	17 1/2"
12"	14 3/8"	3 5/8"	9 3/4"	20 1/4"
14"	17 1/4"	3 3/8"	12"	24 1/4"
16"	19 1/4"	4"	13 5/8"	27 1/8"
18"	24 3/8"	5 5/8"	15 3/4"	31 1/2"




Attic Base

Base Size	Width	Height	Inside Dia.	Diagonal
8"	10 3/8"	4 5/8"	7 3/4"	14 5/8"
10"	13"	5 5/8"	9 7/8"	18 3/8"
12"	15 7/8"	6 3/8"	12"	22 3/4"
14"	19 1/4"	8 3/8"	14 3/8"	27 1/4"
16"	21 1/2"	8 3/4"	16 1/2"	30 1/2"
18"	24"	10 1/4"	17 5/8"	34 1/2"





We offer a complete line of round smooth, fluted and non-tapered columns as well as square smooth, fluted, raised panel, recessed panel, square tapered and recessed panel pedestal posts.



Decorative Capitals



style

Decorative capitals provide an opportunity to augment architectural integrity and beauty to your home. We have a collection of the most popular styles to choose from. Column & Post decorative capitals are load-bearing and made from the same material as the column. This ensures a great looking column that is easy to maintain for as long as you own it.

Scamozzi

Cap Size	Width	Height	Outside Dia. (Plug)	Diagonal
8"	9 5/8"	3 1/4"	4 7/8"	12 7/8"
10"	13 7/8"	4"	6 3/8"	18 1/2"
12"	15 1/2"	4 7/8"	7 7/8"	19 7/8"
14"	18 3/8"	5 1/8"	10 3/8"	24 1/4"
16"	21"	6"	12 1/4"	28 5/8"
18"	24"	7 1/8"	13 7/8"	31"



Temple Of The Winds

Cap Size	Width	Height	Outside Dia. (Plug)	Diagonal
8"	10 1/8"	7 3/8"	5"	14 1/8"
10"	13 1/2"	10 3/8"	6 3/4"	19"
12"	16 1/4"	11 7/8"	8 5/8"	23"
14"	20 5/8"	14 7/8"	9 5/8"	29 5/8"
16"	22 5/8"	16 3/4"	9 1/2"	31 5/8"
18"	26"	18"	14"	38"



Roman Ionic

Cap Size	Width	Height	Outside Dia. (Plug)	Diagonal
8"	8 3/4"	3 1/4"	5"	10 1/8"
10"	10 3/4"	4 1/4"	6 5/8"	13 5/8"
12"	12 3/8"	5"	8 1/4"	16 1/4"
14"	16 3/8"	6"	9 1/2"	22"
16"	16 3/8"	6"	12 1/4"	22"
18"	19 1/8"	9"	13 7/8"	23 3/8"



Roman Corinthian

Cap Size	Width	Height	Outside Dia. (Plug)	Diagonal
8"	11 5/8"	8 3/4"	5"	14 5/8"
10"	14 1/4"	11 7/8"	6 1/2"	19 1/8"
12"	18 1/8"	14 1/2"	8 1/4"	24"
14"	22 1/8"	16 1/2"	9 1/2"	28 5/8"
16"	23 1/4"	17 1/4"	12 1/4"	29"
18"	28 3/4"	20 1/4"	12 7/8"	38 1/8"





Square Smooth Posts



versatility

The square post is versatile and offers exceptional architectural detail. Contemporary, colonial, and prairie style are just a few of the many types of homes on which you could introduce a square post.

Column & Post has a wide array of square post designs for you to consider. Whether you choose a clean, smooth square post or a deep recess panel that exudes the craftsmanship of a bygone era, you will be delighted with the low maintenance features and durability for years to come.

Square Smooth Shaft Dimensions

Post Size	Outside Dia. Top (A)	Outside Dia. Bottom (B)
6" x 8'	5 3/4"	5 3/4"
6" x 9'	5 3/4"	5 3/4"
8" x 8'	8"	8"
8" x 9'	8"	8"
8" x 10'	8"	8"
10" x 8'	9 7/8"	9 7/8"
10" x 9'	9 7/8"	9 7/8"
10" x 10'	9 7/8"	9 7/8"
12" x 8'	11 3/4"	11 3/4"
12" x 9'	11 3/4"	11 3/4"
12" x 10'	11 3/4"	11 3/4"
12" x 12'	11 3/4"	11 3/4"
14" x 8'	14 1/8"	14 1/8"
14" x 9'	14 1/8"	14 1/8"
14" x 10'	14 1/8"	14 1/8"
14" x 12'	14 1/8"	14 1/8"
14" x 14'	14 1/8"	14 1/8"



Square Fluted, Raised Panel, Recessed Panel and Recessed Panel Pedestal Posts



Square Fluted Shaft Dimensions

Column Size	Outside Dia. Top (A)	Outside Dia. Bottom (B)	Flutes From Bottom
8" x 8'	8"	8"	17 1/8"
8" x 10'	8"	8"	21 3/8"
10" x 8'	9 7/8"	9 7/8"	16 3/8"
10" x 10'	9 7/8"	9 7/8"	18 3/8"
12" x 10'	11 3/4"	11 3/4"	21 3/8"
12" x 12'	11 3/4"	11 3/4"	48"



Square Raised Panel Shaft Dimensions

Column Size	Outside Dia. Top (A)	Outside Dia. Bottom (B)	Panel From Bottom
8" x 8'	8"	8"	16"
8" x 10'	8"	8"	20 1/2"
10" x 8'	9 7/8"	9 7/8"	16 3/4"
10" x 10'	9 7/8"	9 7/8"	20 1/4"
12" x 10'	11 5/8"	11 5/8"	24"
12" x 12'	11 5/8"	11 5/8"	48"



Square Recessed Panel Shaft Dimensions

Column Size	Outside Dia. Top (A)	Outside Dia. Bottom (B)	Panel From Bottom
8" x 8'	7 3/4"	7 3/4"	10 3/4"
8" x 10'	7 3/4"	7 3/4"	21 3/4"
10" x 8'	9 3/4"	9 3/4"	16 1/8"
10" x 10'	9 3/4"	9 3/4"	21 3/4"



Square Recessed Panel Pedestal Shaft Dimensions

Post Size	Outside Dia. Top (A)	Outside Dia. Bottom (B)	Pedestal Height
10"x8"x8'	8"	10"	3' 5"
10x8"x10'	8"	10"	3' 5"



SQUARE FLUTED, RAISED PANEL, RECESSED PANEL AND RECESSED PANEL PEDESTAL POSTS



Square Capitals and Bases

functional

The capital and base are the finishing touches for your columns. Although they can seem like a small detail, they can have a big influence on the overall look of your project. We offer the capitals in two material choices. The polyurethane is for quick and easy installation and the composite cast polymer is known for its durability. It is your choice. Either way you are assured high quality and good looking product for as long as you own your home.

Our extremely durable products are manufactured with calcium carbonate (marble dust), polyester resin and several other ingredients to produce high strength load-bearing parts for a variety of demanding applications.

Square Tuscan Capitals

● = Available in Poly

Cap Size	Width	Height	Inside Dia.	Diagonal
● 6"	8 ³ / ₈ "	2 ³ / ₈ "	5 ⁷ / ₈ "	11 ³ / ₄ "
● 8"	11 ¹ / ₄ "	2 ⁷ / ₈ "	8 ¹ / ₈ "	16 ¹ / ₈ "
● 10"	13 ³ / ₄ "	3 ¹ / ₂ "	10"	19 ¹ / ₂ "
● 12"	16 ¹ / ₈ "	3 ⁵ / ₈ "	11 ⁷ / ₈ "	22 ³ / ₄ "
● 14"	18 ¹ / ₄ "	4"	14 ¹ / ₁₆ "	25 ⁷ / ₈ "



Square Tuscan Bases

Base Size	Width	Height	Inside Dia.	Diagonal
6"	8 ¹ / ₈ "	4"	5 ⁷ / ₈ "	11 ¹ / ₂ "
8"	10 ¹ / ₂ "	4 ¹ / ₄ "	8 ¹ / ₈ "	14 ⁷ / ₈ "
10"	13"	5 ¹ / ₈ "	10"	18 ³ / ₈ "
12"	14 ⁷ / ₈ "	5 ⁵ / ₈ "	11 ⁷ / ₈ "	21"
14"	17 ⁵ / ₈ "	5 ⁵ / ₈ "	14 ¹ / ₁₆ "	24 ⁷ / ₈ "



Square Alto Bases

Base Size	Width	Height	Inside Dia.	Diagonal
6"	7 ³ / ₈ "	5 ³ / ₄ "	5 ⁷ / ₈ "	10 ³ / ₈ "
8"	9 ³ / ₄ "	7 ¹ / ₈ "	8 ¹ / ₈ "	13 ³ / ₄ "
10"	11 ¹ / ₂ "	8 ¹ / ₂ "	10"	16 ¹ / ₄ "
12"	13 ¹ / ₂ "	9 ³ / ₄ "	11 ⁷ / ₈ "	19 ¹ / ₈ "



Square Tapered Craftsman Posts and Craftsman Moulding



pure americana

The Craftsman style of architecture is Americana in its purest form. At Column & Post you'll find the most complete line of cast fiberglass craftsman style columns in the marketplace. Available in both smooth and recessed panel, these load-bearing, period correct designs will blend seamlessly with your home's additional craftsman style details. Produced in the same high quality composite materials used in our other cast products, our craftsman style columns are the perfect blend of elegance giving you all of the low maintenance features and benefits including the Column & Post's Lifetime Limited Warranty.

Square Tapered Smooth Shaft Dimensions

Column Size	Outside Dia. Top	Outside Dia. Bottom
8 1/2" x 5 1/4" x 5'	5 1/4"	8 1/2"
9 1/4" x 5 1/4" x 6'	5 1/4"	9 1/4"
11 1/4" x 8 1/2" x 5'	8 1/2"	11 1/4"
12" x 8 1/2" x 6'	8 1/2"	12"
11 7/8" x 9" x 8'	9"	11 7/8"
16" x 9" x 64"	9"	16"
16" x 13" x 60"	13"	16"

Square Tapered Recessed Panel Shaft Dimensions

Column Size	Outside Dia. Top	Outside Dia. Bottom	Panel From Top - Bottom
8 1/2" x 5 1/4" x 5'	5 1/4"	8 1/2"	T=5 1/2" B=8 1/4"
9 1/4" x 5 1/4" x 6'	5 1/4"	9 1/4"	T=7" B=10 3/4"
11 1/4" x 8 1/2" x 5'	8 1/2"	11 1/4"	T=5 1/2" B=8 1/4"
12" x 8 1/2" x 6'	8 1/2"	12"	T=7" B=10 1/2"
11 7/8" x 9" x 8'	9"	11 7/8"	T=10" B=16 1/2"
16" x 9" x 64"	9"	16"	T=4 3/4" B=11 3/4"



Moulding Profile

Craftsman Moulding For All Square Tapered Posts

Fits All Size Square Tapered Posts

Width	Height
1 3/8"	2 5/8"







custom products



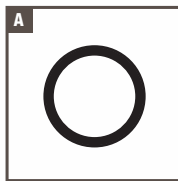
Split columns can add an element of sophistication to even the smallest spaces.

Custom Cuts and Products

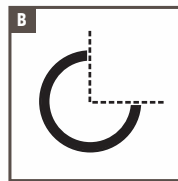
Getting you exactly what you need is a principal element of our business. Your satisfaction is a main concern at Column & Post. We understand that dimensions vary by project. Sometimes the post height is a little taller than a standard 8x8 or a column needs to be slightly short of 18 feet. Whatever the requirement, our personnel can make the modifications that suit the needs of your endeavor.

Plan Types

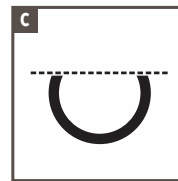
Just like custom lengths can be required to properly fit an opening, it is sometimes necessary to make vertical cuts. The scope of your project may call for the use of half columns or posts as pilasters or maybe you need a quarter cut column for a room corner. We have the ability to meet your specifications. Below are the many plan types available for vertically splitting your column or post.



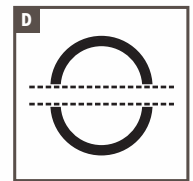
A = Unsplit or whole round column



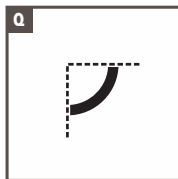
B = 1/4 Cut out for outside corner



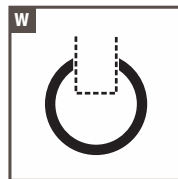
C = 2/3 Cut out for pilaster




D = Split in 1/2 (two halves)



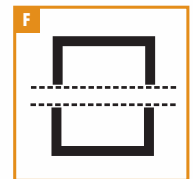
Q = 1/4 Cut out for inside corner



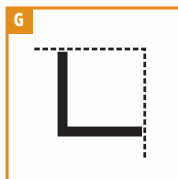
W = Cut out for a wall wrap



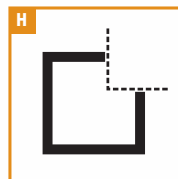
E = Unsplit or whole square post



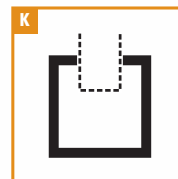
F = Split in 1/2 (two halves)




G = Cut out for an inside corner



H = Cut out for an outside corner



K = Cut out for a wall wrap



L = Cut out for outside flush wall wrap

hardware



Installation Kits

We are excited you are considering our products and understand the importance of having a trouble-free experience. You have gone through the motions of choosing your column or post, getting it cut to the right dimension or even having it meet a plan type specification. With all those things behind you, it is time to pick what you need for easy installation. The items listed below are available for purchase.

Split Reassembly Kit ▶

Our split reassembly kit comes in its own box which contains top shelf products like:

- 1 - 14 Ounce Can of Bondo Body Filler with a .5 Ounce Tube of Hardener
- 1 - 300ML Tube of DegaBond 948 Polyurethane Structural Adhesive/Sealant
- 1 - Roll of 3M/Scotch Bonding Tape



Round Installation Bracket Kit ▶

This kit contains 3 brackets manufactured from a custom dye to properly fit the dimension of your column along with 6 self tapping construction grade screws. Our bracket kits can assist in the prevention of product kick-out.



Square Installation Brackets Kit ▶

You will receive 2 square brackets and 4 self tapping screws. Again, this kit is an aid in preventing product kick-out.



Simpson Strong-Tie Products

Column & Post is also an authorized distributor for Simpson Strong-Tie Products. Simpson Strong-Tie features Hollow Column Uplift Connections using 2 techniques. They are:

- *Anchored Galvanized Steel Coil Strap, or...*
- *Anchored Threaded Steel Rod.*

Installation Instructions and Product Drawings

product support

Installation Instructions

It's time to put that signature finish to your project. Your column or post is ready to be installed and we want to lend a hand. We have designed the installation instructions to ease the process of putting your product in place. All the details are on one page. Follow step-by-step instructions for easier installation. A set of specific installation instructions will be included in the product box and as with most of our information, it is accessible online at our website, www.columnpost.com or through your distributor.

Product Drawings

By now you have seen product that has spiked some interest. Which column, post, capital or base would look best for your project? In order to help you make that decision, Column & Post has provided a comprehensive set of product drawings that can be obtained through your distributor or via our website at www.columnpost.com. This is where you can review details to assist in narrowing your choice.



Technical Product Data

before, during
and after the sale

Load-Bearing Specifications

Our product is tested using concentric loading. You will find load limits listed in our printed literature in addition to the Column & Post Website, www.columnpost.com and product drawings. The load limits are specific to a product's diameter or profile and predicated on 100% coverage at the top and bottom of a column or post.



Diameter	6"	8"	10"	12"	14"	16"	18"	20"	24"
Columns	8,000 lbs	10,000 lbs	14,000 lbs	18,000 lbs	20,000 lbs	20,000 lbs	20,000 lbs	20,000 lbs	20,000 lbs
Posts	6,000 lbs	10,000 lbs	12,000 lbs	14,000 lbs	14,000 lbs	n/a	n/a	n/a	n/a

Fire Rated Product

Column & Post has fire rated products available for purchase. Our fire rated products have received Class A Certification through testing for flame spread and smoke developed standards set forth in the ASTM E84 Test.



All of our moulds are developed in-house giving Column & Post exceptional quality control.



excellence

Column & Post is dedicated to providing quality products and exceptional customer service. Our customer service staff is fully trained and has extensive product knowledge. We are available to assist our customers from the time an order is placed to the delivery day and beyond.

Column & Post manufactures all of its columns, posts, capitals and bases at our North Carolina facility. Our mould shop is staffed with highly skilled artisans who produce all of our designs and equipment. Our expert production workforce uses only the best raw materials and state-of-the-art equipment to manufacture the products for your job. Everyone involved in production, packaging and shipping will inspect your product to insure it meets the highest standards.

We use only the finest materials and that includes packing your product in a double wall cardboard box with end inserts to protect the top and bottom of your column or post. Additionally, we suspend or cushion your product with foam rings or panels. Finally, your product boxes are loaded on a custom made hardwood pallet. Each and every pallet is wrapped and strapped to insure delivery of product that is ready to install.





To obtain pricing or to purchase our products, please contact your local distributor listed on the back cover of this catalog. For additional information, please visit our website at www.columnpost.com, contact our customer service department at **1-866-244-1533** or send an email inquiry to info@columnpost.com.

Lifetime Limited Warranty

lifetime limited
warranty



our guarantee

Column & Post, Inc. guarantees its products for the "lifetime" of ownership. Our warranty insures that products purchased from Column & Post, Inc. are not defective in material and/or workmanship. The "Lifetime Limited Warranty" is effective so long as the original purchaser owns the structure to which the column was originally and properly installed according to the enclosed instructions.

Column & Post, Inc. will be solely responsible for determining whether to repair or replace its products that have not met performance standards due to material and/or workmanship deficiencies. Column & Post, Inc. "Lifetime Limited Warranty" will cover up to the original cost of the product in question.

Column & Post, Inc. "Lifetime Limited Warranty" does not cover damages resulting from the replacement of a substandard product. The "Lifetime Limited Warranty" will be in effect so long as the customer uses Column & Post, Inc. products in a manner consistent with design capacities of the item.

We have the ability to develop a wide range of new products.


Call us at 1-866-244-1533 to find out how we can help you on your next custom project.



COLUMN & POST™







Product Catalog

