



QUICK SHIP  
DOOR PROGRAM

# QUICK SHIP DOOR PROGRAM

**Thickness:** 1-3/8" or 1-3/4"

**Width:** (Std. stile & rail dimensions. Bi-folds included.)  
Any width up to 3'0"

**Height:** Any height up to 8'0"

**Species:** Alder, Knotty Alder, Cherry, Knotty Pine, White Pine, Poplar, Maple, KW Mahogany, Red Oak, White Oak, Walnut

**Hardware:** Any stock hinge, ball catch, or flush bolt in our wide selection of standard hardware finishes.


**Machining:** Standard 2 1/8" bore with 2 3/8" or 2 3/4" backset. T-Astragals, weatherstrip and sills are also available. *See back page for jamb and hardware options.*

**Quantities:** Maximum of 50 doors total, per order

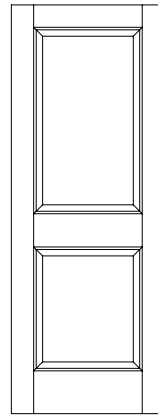
**Lead Time:** 10 production days (slab or pre-hung)

**NOTE:** Due to expedited lead time, once order is placed, cancellations and/or changes cannot be accepted.

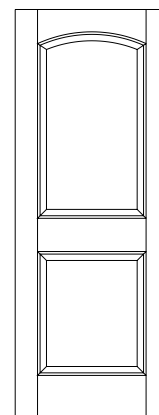
## INTERIOR PANEL DOORS



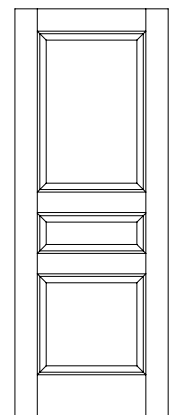
KW1000\*  
Flat Panel Only



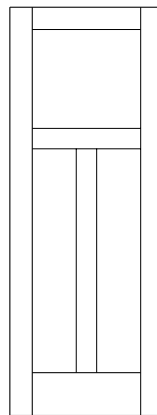
KW2000



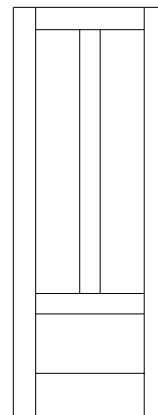
KW2100



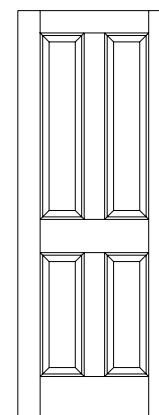
KW3000



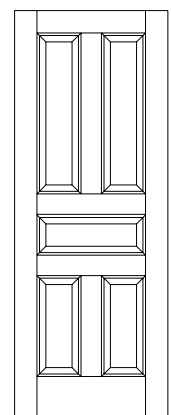
KW3003\*  
Flat Panel Only



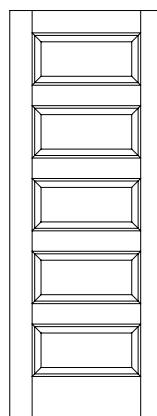
KW3060\*  
Flat Panel Only



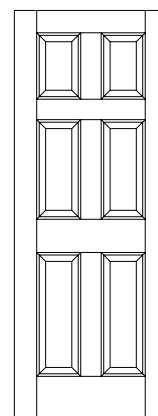
KW4000



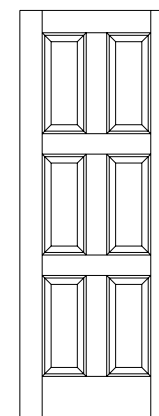
KW5000



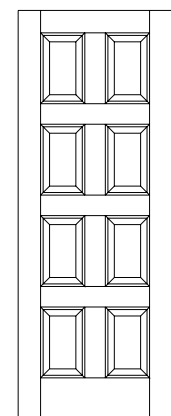
KW5020



KW6000



KW6040



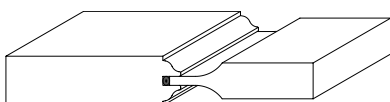
KW8000

\*Only available with D13-403 or D23-403 rail and panel options.

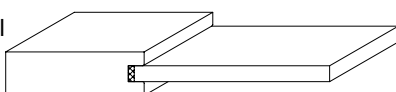


### 1 3/8" RAIL & PANEL COMBINATIONS

Images are shown at 25% of size.



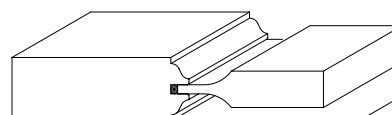
B11-241 - 1" panel



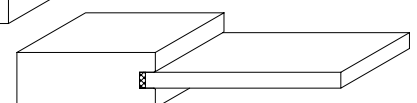
D13-403, 1/2" flat panel

### 1 3/4" RAIL & PANEL COMBINATIONS

Images are shown at 25% of size.



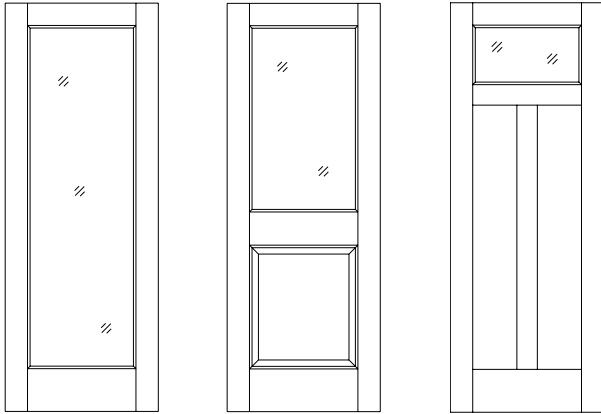
B21-241 - 1" panel



D23-403, 1/2" flat panel

# QUICK SHIP DOOR PROGRAM


## INTERIOR LITED DOORS



G01000

G01010

G01023\*  
Flat Panel Only



G05000

G10000

G15000

## GLASS OPTIONS

Lited doors are available with standard clear tempered glass or opal (frosted glass).



Clear



Opal (Frosted)

## AVAILABLE SPECIES



Alder




Knotty Alder



Cherry



Knotty Pine



KW Mahogany



Hard Maple



White Pine



Poplar



Red Oak



White Oak

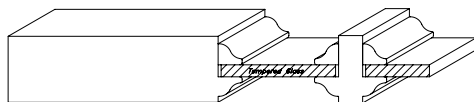


Walnut

Photography does not represent all of the natural variation in grain and color that will occur in the production of a complete door package.

## 1 3/8" RAIL & GLASS COMBINATIONS

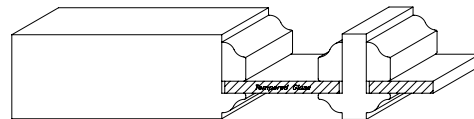
Images are shown at 25% of size.



B1G - 1-3/8" with 1/4" glass

## 1 3/4" RAIL & GLASS COMBINATIONS

Images are shown at 25% of size.



B2G - 1-3/4" with 1/4" glass

# OPTIONS

## HARDWARE

All Koetter pre-hung units come standard with bright brass, 5/8" radius corner hinges. Any hinge finish shown below in the 5/8" radius corner residential hinge collection may be substituted for no additional up-charge! (Coordinating ball catches and flush bolts also available. See Koetter Woodworking's Door Catalog for more details.)

### RESIDENTIAL HINGES 5/8" RADIUS CORNER



Antique Brass Finish  
HIN RC3.5-US5  
3-1/2" x 3-1/2"  
HIN RC4.0-US5  
4" x 4"



Antique Nickel Finish  
HIN RC3.5-US15A  
3-1/2" x 3-1/2"  
HIN RC4.0-US15A  
4" x 4"



Antique Bronze Finish  
HIN RC3.5-US10A  
3-1/2" x 3-1/2"  
HIN RC4.0-US10A  
4" x 4"



Oil Rubbed Bronze Finish  
HIN RC3.5-US10B  
3-1/2" x 3-1/2"  
HIN RC4.0-US10B  
4" x 4"



Primed Finish  
HIN RC3.5-USP  
3-1/2" x 3-1/2"  
HIN RC4.0-USP  
4" x 4"



Satin Nickel Finish  
HIN RC3.5-US15  
3-1/2" x 3-1/2"  
HIN RC4.0-US15  
4" x 4"



Satin Brass Finish  
HIN RC3.5-US4  
3-1/2" x 3-1/2"  
HIN RC4.0-US4  
4" x 4"



Satin Chrome Finish  
HIN RC3.5-US26D  
3-1/2" x 3-1/2"  
HIN RC4.0-US26D  
4" x 4"



Bright Brass Finish  
HIN RC3.5-US3  
3-1/2" x 3-1/2"  
HIN RC4.0-US3  
4" x 4"



Bright Chrome Finish  
HIN RC3.5-US26  
3-1/2" x 3-1/2"  
HIN RC4.0-US26  
4" x 4"

### RESIDENTIAL BALL BEARING HINGES 5/8" RADIUS CORNER



Antique Bronze Finish  
HIN RCBB3.5-US10A  
3-1/2" x 3-1/2"  
HIN RCBB4.0-US10A  
4" x 4"



Bright Brass Finish  
HIN RCBB3.5-US3  
3-1/2" x 3-1/2"  
HIN RCBB4.0-US3  
4" x 4"



Satin Nickel Finish  
HIN RCBB3.5-US15  
3-1/2" x 3-1/2"  
HIN RCBB4.0-US15  
4" x 4"



Satin Chrome Finish  
HIN RCBB3.5-US26D  
3-1/2" x 3-1/2"  
HIN RCBB4.0-US26D  
4" x 4"



Oil Rubbed Bronze Finish  
HIN RCBB3.5-US10B  
3-1/2" x 3-1/2"  
HIN RCBB4.0-US10B  
4" x 4"

### ARCHITECTURAL HINGES SQUARE CORNER



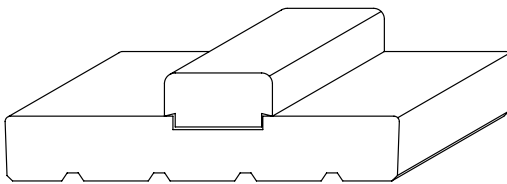
Bright Brass Finish  
HIN ASC3.5-US3  
3-1/2" x 3-1/2"  
HIN ASC4.0-US3  
4" x 4"

#### ADDITIONAL HINGES (NOT SHOWN)

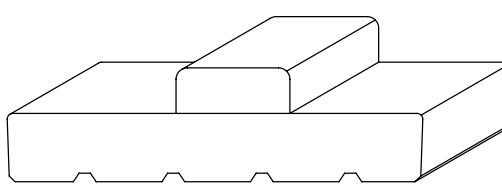
- HIN RSC3.5-US10B  
3 1/2" x 3 1/2", Oil Rubbed Bronze, Square Corner
- HIN ASC4.0-US10B  
4x4, Oil Rubbed Bronze, Square Corner
- HIN ASC4.0-US15  
4x4, Satin Nickel, Square Corner
- HIN ASC4.0-USP  
4x4, Primed, Square Corner
- HIN ASCBB4.5-US10B  
4 1/2" x 4 1/2", Oil Rubbed Bronze, Ball Bearing, Square Corner
- HIN ASCBB4.5-US15  
4 1/2" x 4 1/2", Satin Nickel, Ball Bearing, Square Corner
- HIN ASCBB4.5-US3  
4 1/2" x 4 1/2", Bright Brass, Ball Bearing, Square Corner

Finish colors shown may vary due to the translation and reproduction limitations of photography.

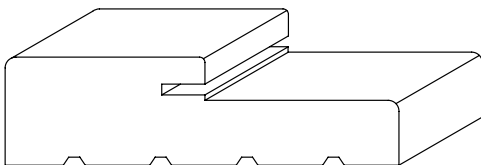
## JAMB & HANG OPTIONS



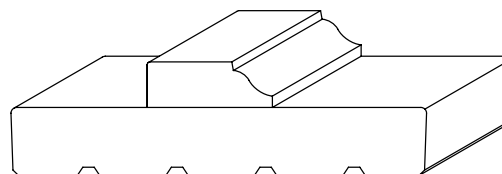
Double Rabbeted Jamb



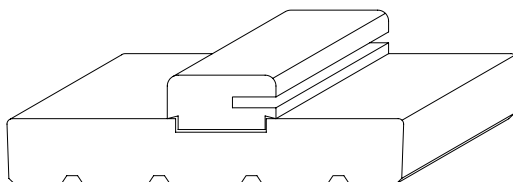
Jamb with 1640-STOP



Exterior Jamb, kerfed with weatherstrip



Jamb with 1644-KW-STOP



Double Rabbeted Jamb, kerfed with weatherstrip

All jamb options shown are available in 11 featured species. Stock jambs are also available in Poplar, Red Oak, and primed finger joint Poplar.

In addition, any stock weatherstrip, or adjustable sill and sweep is available to complete the unit.



**Koetter Woodworking, Inc.**  
(812) 923-8875  
800-411-8285 toll free fax  
www.koetterwoodworking.com