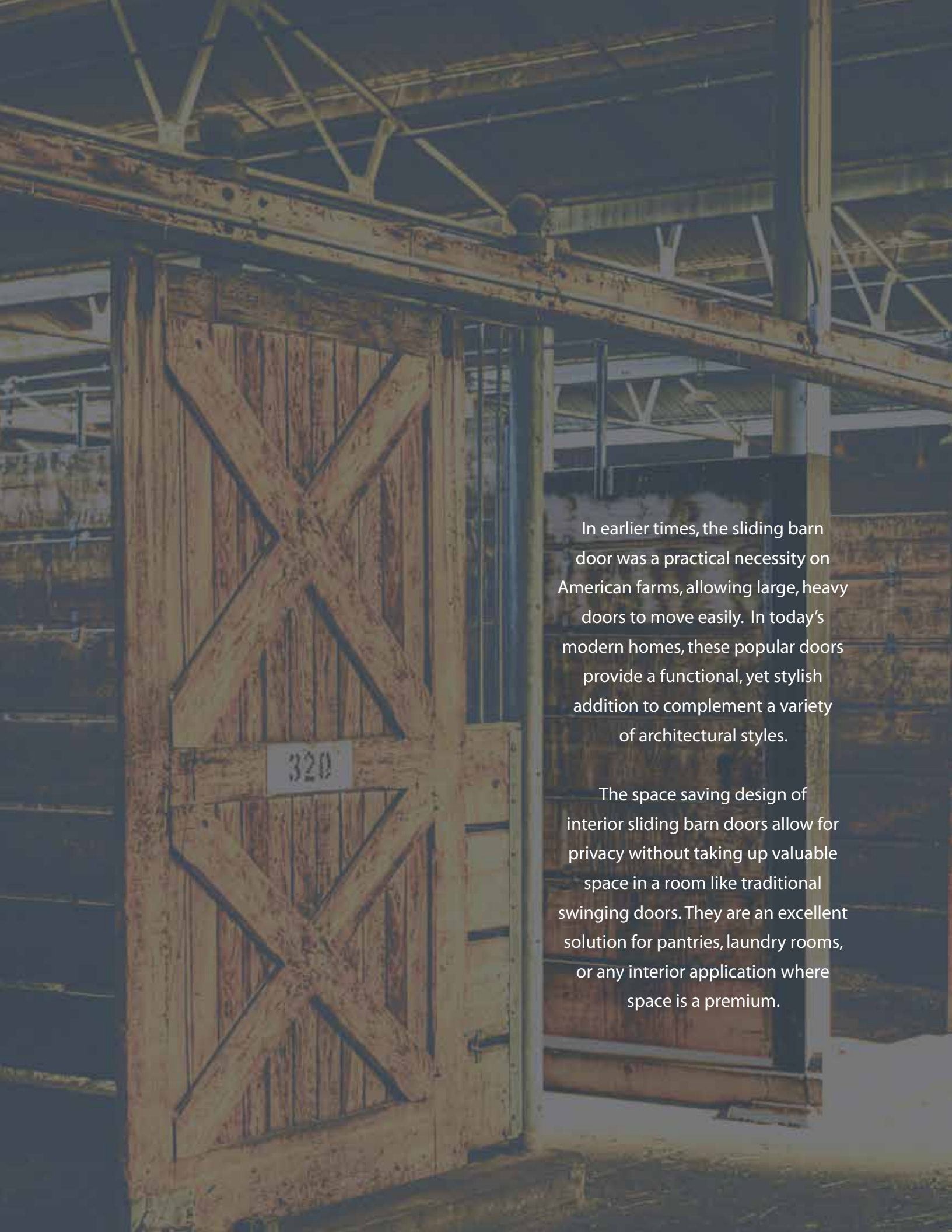




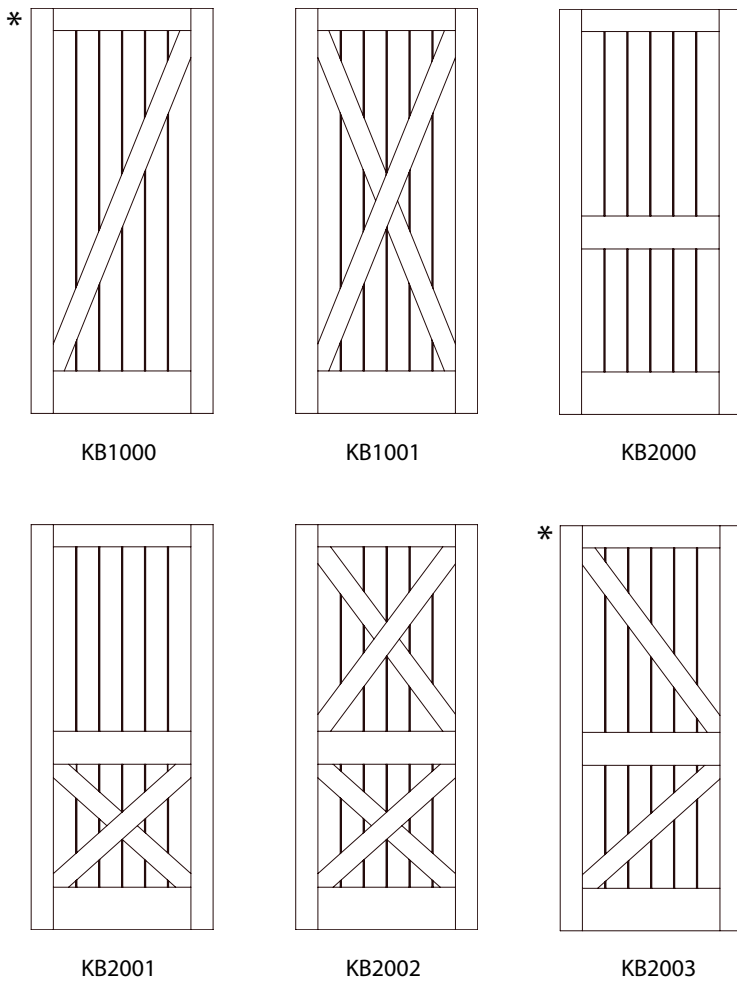
BARN DOORS & HARDWARE



In earlier times, the sliding barn door was a practical necessity on American farms, allowing large, heavy doors to move easily. In today's modern homes, these popular doors provide a functional, yet stylish addition to complement a variety of architectural styles.

The space saving design of interior sliding barn doors allow for privacy without taking up valuable space in a room like traditional swinging doors. They are an excellent solution for pantries, laundry rooms, or any interior application where space is a premium.

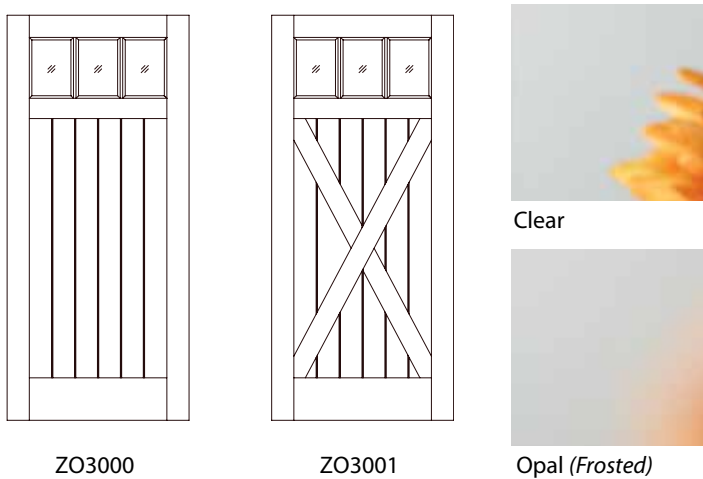
## BARN DOOR STYLES



\* - Designates hinge side on pre-hung units

## LITED BARN DOOR STYLES

Lited doors are available with standard clear tempered glass or opal (frosted glass).



Additional door styles, species, and glass options available upon request.

## AVAILABLE SPECIES



Alder

Knotty Alder



White Pine



Knotty Pine

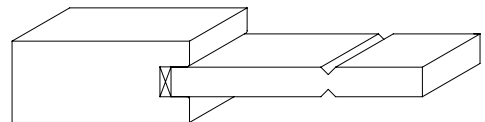


Poplar

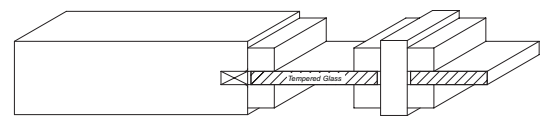
*Poplar doors available in the following options:*

- Stain Grade
- Paint Grade (Poplar or MDF Panels)
- Primed (Poplar or MDF Panels)
- Rustic (Knotty Poplar)

## 1 3/8" RAIL & PANEL / GLASS COMBINATIONS



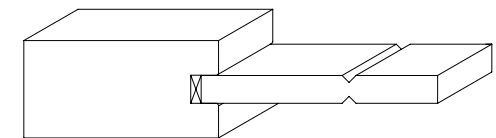
D13-403 vee groove panel



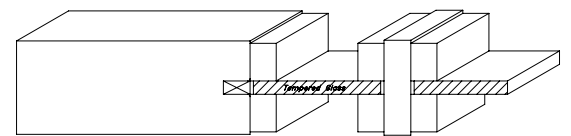
D1G with 1/4" glass

Cross members are surface applied, flush with the face of the door.

## 1 3/4" RAIL & PANEL / GLASS COMBINATIONS



D23-403 vee groove panel



D2G with 1/4" glass

Cross members are surface applied, flush with the face of the door.



# SLIDING BARN DOOR HARDWARE



## PRODUCT SPECIFICATIONS

- Hardware designed for both 1-3/8" and 1-3/4" thick doors weighing up to 250 lbs.
- Kits include 96" track width, door straps, all mounting hardware, and floor guides.
- Stocked in three factory finishes: Matte Black, Bronze, and Stainless Steel.
- Ideal for openings 34" - 44".
- Unique barn door style hardware enables door to slide parallel to wall.
- Use for closet, room divider or passage door applications.
- Available accessories include: replacement hardware components, privacy locks, and track connectors for bi-parting door applications.



### STRAIGHT STRAP HARDWARE KIT

HDW BD100K-09600MB (shown)

The Straight Strap Barn Door system features a classic face mount flat strap to hang wood doors on a traditional rail track. Large wheels provide excellent strength and durability, as well as, smoothness of travel along the rail.



### TOP-OF-DOOR STRAP HARDWARE KIT

HDW BD101K-09600BR (shown)

Top-of-Door Strap features a top mounted strap to hang wood doors on a traditional rail track. Ideal for door applications where you want a clean appearance, these wheels provide extremely smooth door operation along the rail.



### BENT STRAP HARDWARE KIT

HDW BD102K-09600SS (shown)

Bent Strap features a modern face mount bent strap to hang wood doors on a traditional rail track. A slight variation of the Straight Strap, the bending of this strap appears to enclose the wheel and offers the same quality of travel along the rail.



Koetter Woodworking, Inc.  
(812) 923-8875  
800-411-8285 toll free fax  
[www.koetterwoodworking.com](http://www.koetterwoodworking.com)