
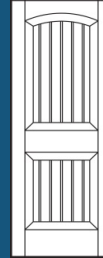
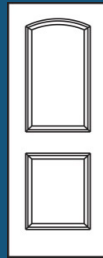
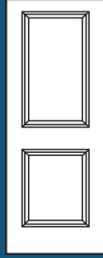


# Masonite® Stocking Door Program





Size	2-Panel Smooth Hollow Core	2-Panel Smooth Solid Core	2-Panel Roman Hollow Core	2-Panel Roman Solid Core	2-Panel Cheyenne Solid Core	3-Panel Winslow Hollow Core	3-Panel Winslow Solid Core	2-Panel Logan Solid Core
1-3/8" x 1'0" x 6'8"	✓	✓	✓	✓	SO	SO	SO	SO
1-3/8" x 1'2" x 6'8"	✓	✓	✓	✓	✓	SO	SO	SO
1-3/8" x 1'3" x 6'8"	✓	✓	✓	✓	✓	SO	SO	✓
1-3/8" x 1'4" x 6'8"	✓	✓	✓	✓	SO	✓	✓	✓
1-3/8" x 1'6" x 6'8"	✓	✓	✓	✓	✓	✓	✓	✓
1-3/8" x 1'8" x 6'8"	✓	✓	✓	✓	✓	✓	✓	SO
1-3/8" x 1'10" x 6'8"	✓	✓	✓	✓	✓	SO	SO	SO
1-3/8" x 2'0" x 6'8"	✓	✓	✓	✓	✓	✓	✓	✓
1-3/8" x 2'2" x 6'8"	✓	✓	✓	✓	✓	✓	✓	✓
1-3/8" x 2'4" x 6'8"	✓	✓	✓	✓	✓	✓	✓	✓
1-3/8" x 2'6" x 6'8"	✓	✓	✓	✓	✓	✓	✓	✓
1-3/8" x 2'8" x 6'8"	✓	✓	✓	✓	✓	✓	✓	✓
1-3/8" x 2'10" x 6'8"	✓	✓	✓	✓	✓	✓	✓	✓
1-3/8" x 3'0" x 6'8"	✓	✓	✓	✓	✓	✓	✓	✓
1-3/8" x 4'0" x 6'8"***	✓	SO	✓	SO	SO	✓	SO	SO
1-3/8" x 5'0" x 6'8"***	✓	SO	✓	SO	SO	✓	SO	SO
1-3/8" x 6'0" x 6'8"***	✓	SO	✓	SO	SO	✓	SO	SO
1-3/4" x 2'8" x 6'8"*	SO	✓	SO	✓	SO	SO	SO	✓
1-3/4" x 3'0" x 6'8"*	SO	✓	SO	✓	SO	SO	SO	✓
1-3/8" x 1'0" x 8'0"	SO	✓	N/A	N/A	✓	N/A	N/A	SO
1-3/8" x 1'2" x 8'0"	SO	✓	SO	SO	✓	N/A	N/A	SO
1-3/8" x 1'3" x 8'0"	SO	SO	SO	✓	✓	N/A	N/A	SO
1-3/8" x 1'4" x 8'0"	SO	✓	SO	✓	✓	N/A	N/A	✓
1-3/8" x 1'6" x 8'0"	SO	✓	SO	✓	✓	N/A	N/A	✓
1-3/8" x 1'8" x 8'0"	SO	✓	SO	✓	✓	N/A	N/A	SO
1-3/8" x 1'10" x 8'0"	SO	SO	SO	✓	✓	N/A	N/A	SO
1-3/8" x 2'0" x 8'0"	SO	✓	SO	✓	✓	N/A	N/A	✓
1-3/8" x 2'2" x 8'0"	SO	✓	SO	✓	✓	N/A	N/A	SO
1-3/8" x 2'4" x 8'0"	SO	✓	SO	✓	✓	N/A	N/A	✓
1-3/8" x 2'6" x 8'0"	SO	✓	SO	✓	✓	N/A	N/A	✓
1-3/8" x 2'8" x 8'0"	SO	✓	SO	✓	✓	N/A	N/A	✓
1-3/8" x 2'10" x 8'0"	SO	✓	SO	✓	✓	N/A	N/A	SO
1-3/8" x 3'0" x 8'0"	SO	✓	SO	✓	✓	N/A	N/A	✓
1-3/4" x 2'8" x 8'0"*	SO	✓	SO	✓	✓	N/A	N/A	✓
1-3/4" x 3'0" x 8'0"*	SO	✓	SO	✓	✓	N/A	N/A	✓

\* - 20-Minute Fire Rated

\*\* - Bifold Unit

✓ = Stock Item; SO = Special Order Item; N/A = Not Available

# Masonite® Stocking Door Program



Size	4-Panel Smooth Hollow Core	4-Panel Smooth Solid Core	5-Panel Riverside Solid Core	6-Panel Riverside Solid Core	6-Panel Smooth Hollow Core	6-Panel Smooth Solid Core	Rotary-Cut Birch Hollow Core	Rotary-Cut Birch Solid Core
1-3/8" x 1'0" x 6'8"	✓	✓	SO	N/A	✓	✓	SO	SO
1-3/8" x 1'2" x 6'8"	✓	✓	✓	N/A	✓	✓	SO	SO
1-3/8" x 1'3" x 6'8"	✓	✓	✓	N/A	✓	✓	SO	SO
1-3/8" x 1'4" x 6'8"	✓	✓	✓	N/A	✓	✓	SO	SO
1-3/8" x 1'6" x 6'8"	✓	✓	✓	N/A	✓	✓	✓	✓
1-3/8" x 1'8" x 6'8"	✓	✓	✓	N/A	✓	✓	✓	SO
1-3/8" x 1'10" x 6'8"	✓	✓	✓	N/A	✓	✓	SO	SO
1-3/8" x 2'0" x 6'8"	✓	✓	✓	N/A	✓	✓	✓	✓
1-3/8" x 2'2" x 6'8"	✓	✓	✓	N/A	✓	✓	SO	SO
1-3/8" x 2'4" x 6'8"	✓	✓	✓	N/A	✓	✓	✓	✓
1-3/8" x 2'6" x 6'8"	✓	✓	✓	N/A	✓	✓	✓	✓
1-3/8" x 2'8" x 6'8"	✓	✓	✓	N/A	✓	✓	✓	✓
1-3/8" x 2'10" x 6'8"	✓	✓	✓	N/A	✓	✓	SO	SO
1-3/8" x 3'0" x 6'8"	✓	✓	✓	N/A	✓	✓	✓	✓
1-3/8" x 4'0" x 6'8"***	✓	SO	SO	N/A	✓	✓	SO	SO
1-3/8" x 5'0" x 6'8"***	✓	SO	SO	N/A	✓	✓	SO	SO
1-3/8" x 6'0" x 6'8"***	✓	SO	SO	N/A	✓	✓	SO	SO
1-3/4" x 2'8" x 6'8"*	SO	SO	SO	N/A	SO	✓	SO	SO
1-3/4" x 3'0" x 6'8"*	SO	SO	SO	N/A	SO	✓	SO	SO
1-3/8" x 1'0" x 8'0"	SO	SO	N/A	SO	SO	SO	SO	SO
1-3/8" x 1'2" x 8'0"	SO	SO	N/A	SO	SO	SO	SO	SO
1-3/8" x 1'3" x 8'0"	SO	SO	N/A	✓	SO	SO	SO	SO
1-3/8" x 1'4" x 8'0"	SO	SO	N/A	✓	SO	SO	SO	SO
1-3/8" x 1'6" x 8'0"	SO	SO	N/A	✓	SO	SO	SO	SO
1-3/8" x 1'8" x 8'0"	SO	SO	N/A	✓	SO	SO	SO	SO
1-3/8" x 1'10" x 8'0"	SO	SO	N/A	SO	SO	SO	SO	SO
1-3/8" x 2'0" x 8'0"	SO	SO	N/A	✓	SO	SO	SO	SO
1-3/8" x 2'2" x 8'0"	SO	SO	N/A	✓	SO	SO	SO	SO
1-3/8" x 2'4" x 8'0"	SO	SO	N/A	✓	SO	SO	SO	SO
1-3/8" x 2'6" x 8'0"	SO	SO	N/A	✓	SO	SO	SO	SO
1-3/8" x 2'8" x 8'0"	SO	SO	N/A	✓	SO	SO	SO	SO
1-3/8" x 2'10" x 8'0"	SO	SO	N/A	✓	SO	SO	SO	SO
1-3/8" x 3'0" x 8'0"	SO	SO	N/A	✓	SO	SO	SO	SO
1-3/4" x 2'8" x 8'0"*	SO	SO	N/A	SO	SO	SO	SO	SO
1-3/4" x 3'0" x 8'0"*	SO	SO	N/A	SO	SO	SO	SO	SO

\* - 20-Minute Fire Rated

\*\* - Bifold Unit

✓ = Stock Item; SO = Special Order Item; N/A = Not Available