

2020

design trends

INDUSTRIAL FARMHOUSE

The Farmhouse design trend is still alive & well, but it will continue to shift toward a more modern style in 2020. Think of it as the urban cousin of Modern Farmhouse - where rustic meets contemporary with a mid-century modern twist.

Industrial Farmhouse designs feature burnished finishes, darker mixed metals, and wood accents.

Look for **natural wood elements**, including exposed wood shelving, exposed beams and wood range hoods!



Credit: Michael Blevins, Photographer; New Old, LLC, Builder; Southern Studio, Interior Design

SHIPLAP

Shiplap/Nickel gap is still in demand! This versatile wall covering is available in a variety of paint and stain grade options. It pairs perfectly with our casing and base profiles that have a slight, eased edge or even S4S!

What else is in? **Dark, painted doors!** Painting an interior door in a rich color adds a warm contrast, particularly when paired with white shiplap.



Credit: Compass Project Management

SHAKER DESIGN

The simple, clean lines of **shaker style doors** continue to be more popular than ever in both cabinetry and passage doors.

Flat panels, combined with **square or beveled sticking**, integrate perfectly into today's popular Craftsman and Contemporary architectural styles.





HIDDEN STORAGE

Nearly 80% of home buyers want **storage solutions** that blend seamlessly into their home decor. Storage solutions disguised behind doors or under stairways provide a clean, sophisticated living space.

One popular kitchen trend that has established itself in today's modern home is the **larder pantry**.

These built-in cabinets can be large enough to house small appliances and keep things organized and out of sight, all while taking up a minimal amount of valuable space.

MIXED METALS

When it comes to hardware, it's all about mixing it up!

Brass has been reinvented to be more warm and subtle – **soft, brushed gold tones** have replaced the bright, shiny brass of the 80's!

Mixed metals are in popular demand as home buyers are experimenting with various combinations of **satin or un-lacquered brass, matte black, silver, and copper** accents.

This trend will give home buyers more freedom and options when selecting their finishes throughout the home, from lighting, to fixtures, to door hardware!



MOODY BLUES

While white is still a popular choice for cabinetry, look for a swing towards **bolder colors**, including shades of blue and green!

These colors can be seen incorporated throughout, or used as an accent color on an island.

And, although painted cabinets still dominate today's market, designers are seeing an increasing trend towards **Walnut** cabinetry. The rich color and fine grain of Walnut adds warmth and contrast, and pairs beautifully with today's popular blues & brass tones.



KEEPING IT SIMPLE

The trend towards minimalism in architecture translates into the incorporation of modern design elements, which includes architectural millwork.

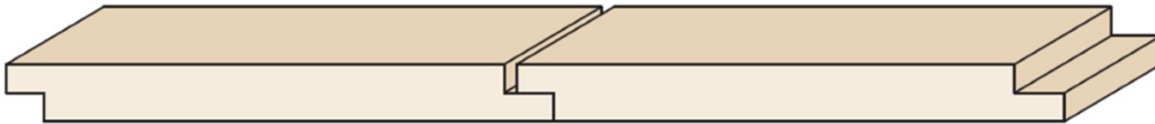
Koetter Woodworking inventories a broad selection of understated moulding profiles, including **eased or beveled edge casing and base**, as well as clean, cove crown mouldings.

Here are several **new profiles** which fit perfectly into these modern architectural designs!



PFP 21112-2R18-CA

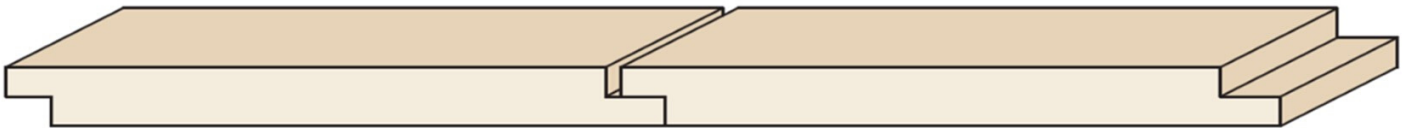
21/32" x 3-1/2" x 15'



PFP 18172-SL

9/16" x 5-3/8" (5" coverage) x 16'

Available April, 2020



PFP 18236-SL

9/16" x 7-3/8" (7" coverage) x 16'

Available early summer, 2020



PFP 17168-1R18-B

17/32" x 5-1/4" x 16'

CREATE A STATEMENT WITH S4S

Geometric designs are becoming increasingly popular for creating statement walls, adding visual interest with depth and texture.

Utilize our new 1/2" S4S, to create a unique space and elevate your wall or ceiling into a work of art.




RFJ 1664-S4S

1/2" x 2" x 16' S4S Finger Joint Poplar



RFJ 16112-S4S

1/2" x 3-1/2" x 16' S4S Finger Joint Poplar



RFJ 16176-S4S

1/2" x 5-1/2" x 16' S4S Finger Joint Poplar



WAINSCOT DESIGN IDEAS

In addition to creating geometric wall patterns, S4S is the foundation for many of today's popular Farmhouse and Modern Craftsman **wainscot designs**.

Combine 1/2" & 3/4" thick S4S with other decorative components such as back band, base cap, cove mould and base shoe to create simple wainscot designs, as illustrated below.

